

**POLICE ATHLETIC  
LEAGUE**

**EARLY HEAD START/  
HEAD START**



**ANNUAL REPORT 2021-2022**



## TABLE OF CONTENTS

Mission & Vision Statements _____	3
Message from the Director of Early Childhood and Nutrition _____	4
Eligible Children Served _____	5
Average Monthly Attendance _____	7
Children Eligible for Dental and Medical Examination _____	8
Child Outcomes _____	9
Transition Services _____	11
Parent Engagement _____	13
Fiscal Report _____	16



# MISSION & VISION STATEMENTS

## Mission

The Police Athletic League, together with NYPD and the law enforcement community, supports and inspires New York City youths to realize their full individual potential as productive members of society. PAL has an array of recreational, educational, cultural, and social programs that serve the youth of New York City.

## Motto

The Best Friend A Kid Can Have.

## Vision

All children in New York City will have a fun place to play, learn and grow, nurtured by a special relationship with youth development professionals and police officers.

## MESSAGE FROM THE DIRECTOR OF EARLY CHILDHOOD AND NUTRITION



Dear Friends,

I am delighted to share with you our program report from the 2021-2022 school year. As we emerged from what seemed to be the unimaginable, the residual effects of COVID-19 remain ubiquitous. These events served as catalysts that influenced us to recalibrate and rethink our modus operandi. Through it all we remained unshaken. Our community showed up and showed out. We were able to re-envision our strategies and assuage concerns by repurposing staff, building community and providing safe spaces for our staff, children, and families.

It's no secret that we learned a great deal about who we truly are and the resiliency and resolve that binds us to each other. Many of our systems had to be reconfigured to provide high quality supportive services to our service populations. Staff quickly filled in where needed, virtual learning and offerings became a staple platform for service delivery as it lends itself to increased participation due to its reach. Today, and every-day forward we recommit ourselves to providing quality service with purpose.

The Police Athletic League, Inc. Head Start / Early Head Start program remains grounded in its core belief that every child has unique strengths and that with nurture and support we know that every child is capable of designing a successful future. This common belief joins program staff and families and allows them to enter into partnerships with the commitment to service aimed at investing in children; our greatest resource.

I am humbled by all the support we were fortunate to receive and feel honored to be a part of the new vision that is the Police Athletic League. In closing, on behalf of our children, we are forever grateful for your support, dedication and commitment. Our work together can and has positively impacted the lives of young children and communities beyond our wildest imaginations. We look forward to continuing our work with you for many years to come!

Sincerely,

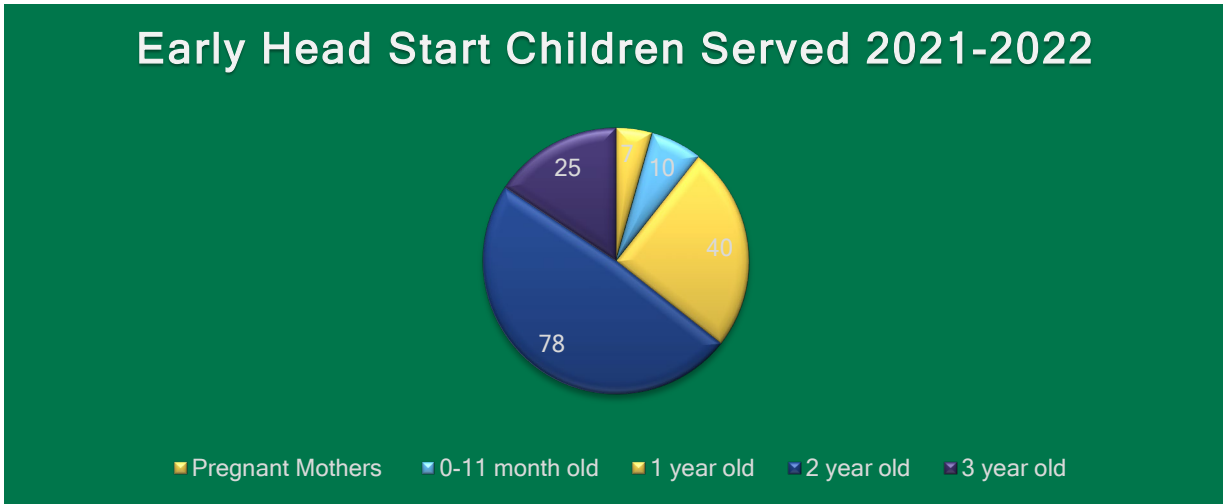
*Dr. Asnoth Council*



# ELIGIBLE CHILDREN SERVED

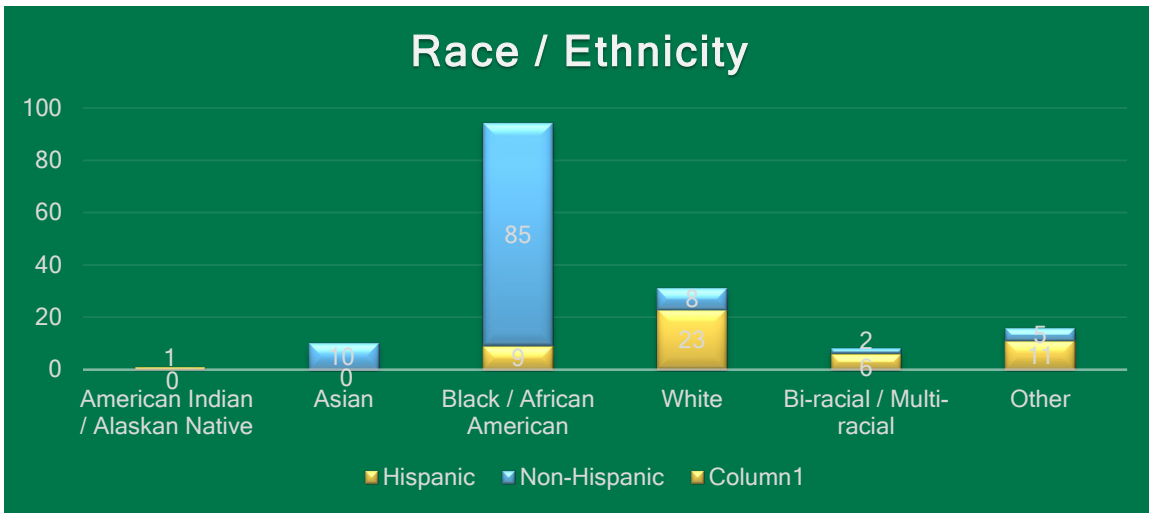
## Eligible Children Served during 2021-2022

PAL Early Head Start program is funded to serve 156 children 0-2 years. During PY 2021-2022, the total cumulative enrollment was 160 children.



## Characteristics of Participants

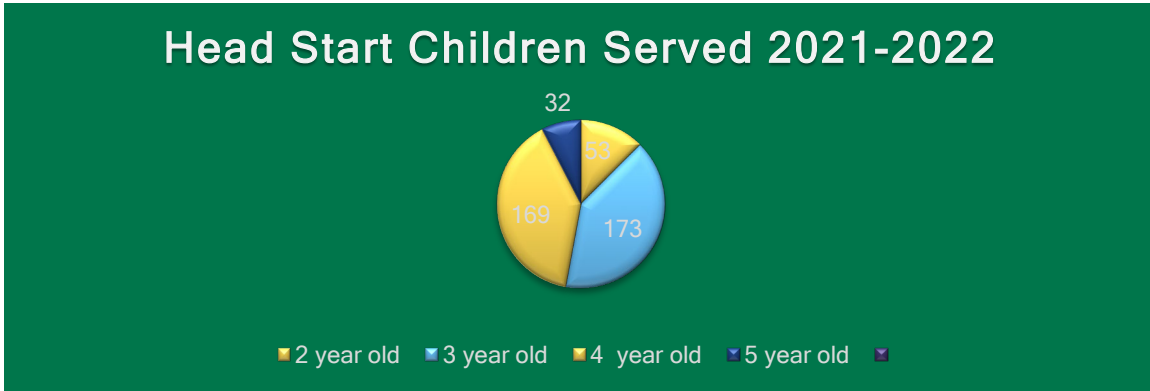
### Race and Ethnicity of Participants





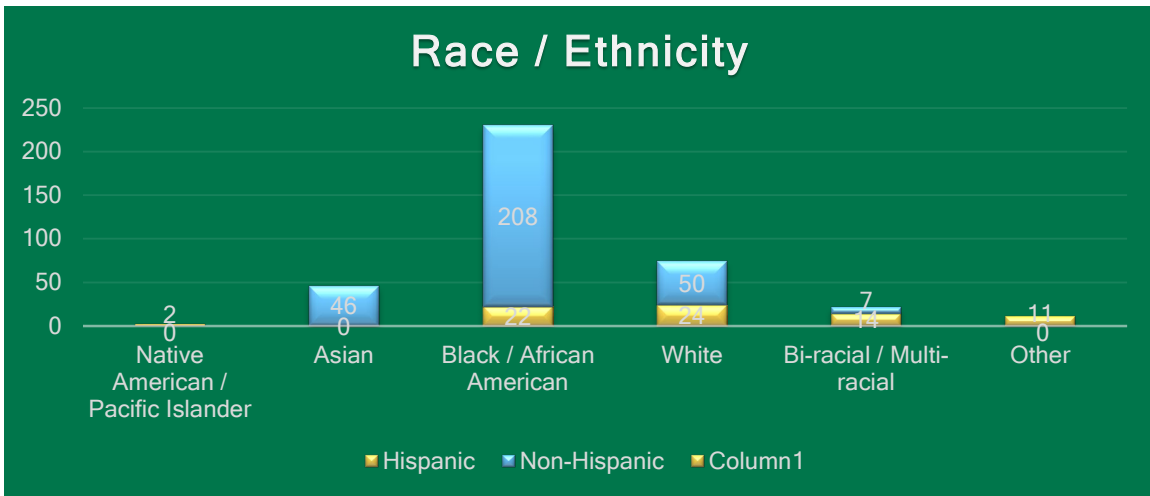
### Children Served during 2021-2022

PAL Head Start program is funded to serve 579 children 3-5 years. During PY 2021-2022, the total cumulative enrollment was 427 children.



### Characteristics of Participants

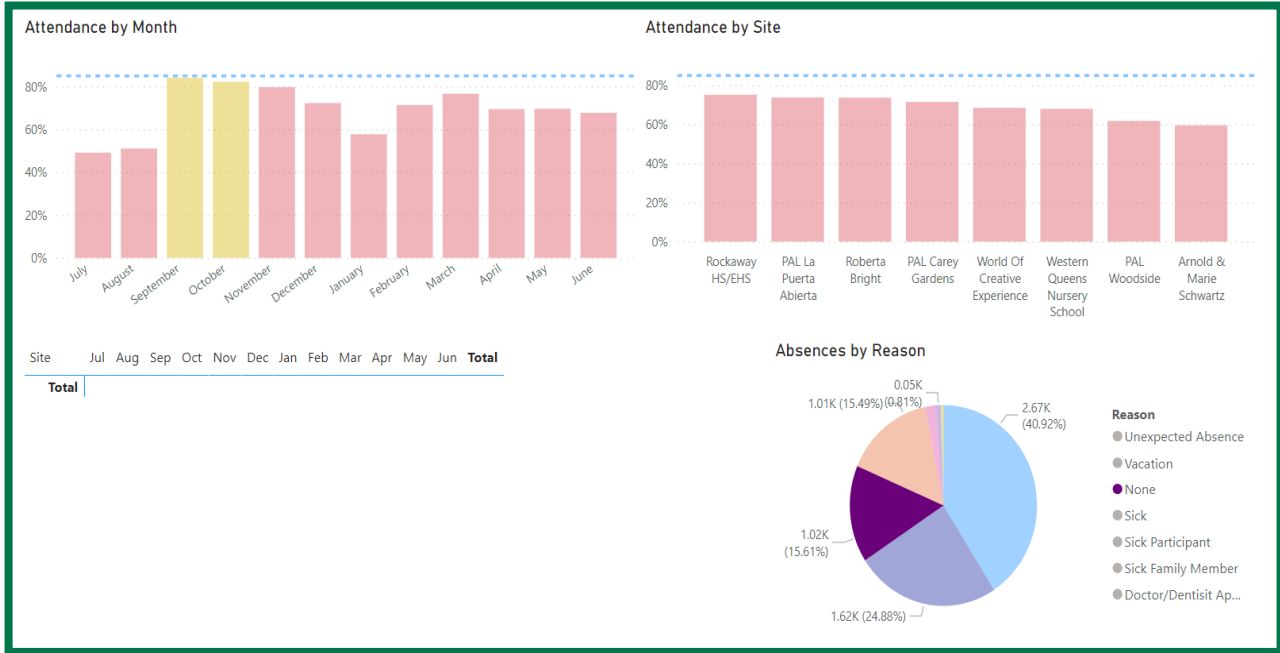
#### Race and Ethnicity of Participants





# AVERAGE MONTHLY ATTENDANCE

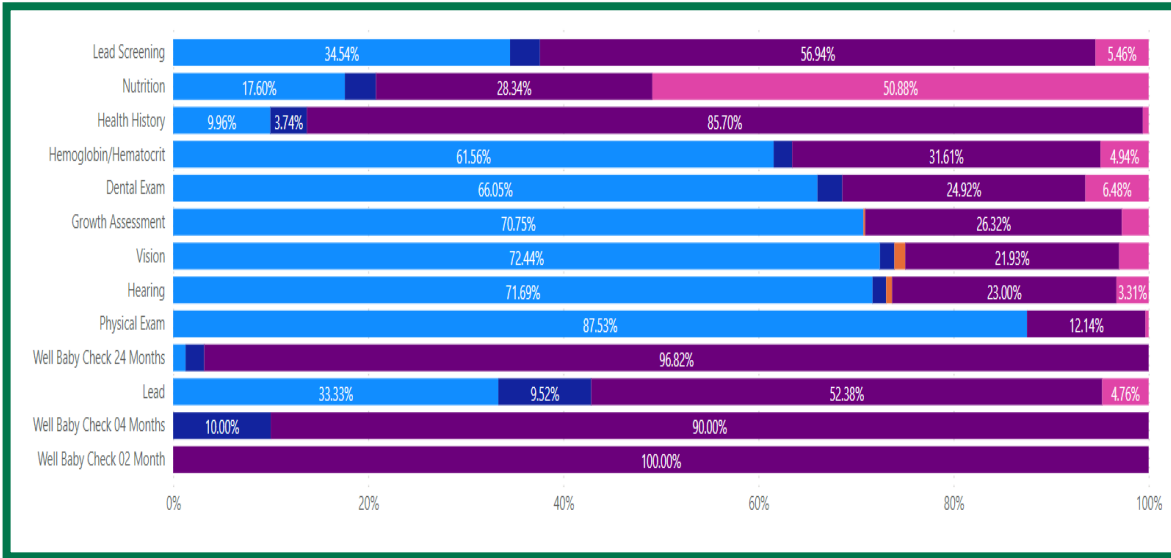
## Average Monthly Attendance Percentage of Funded Enrollment



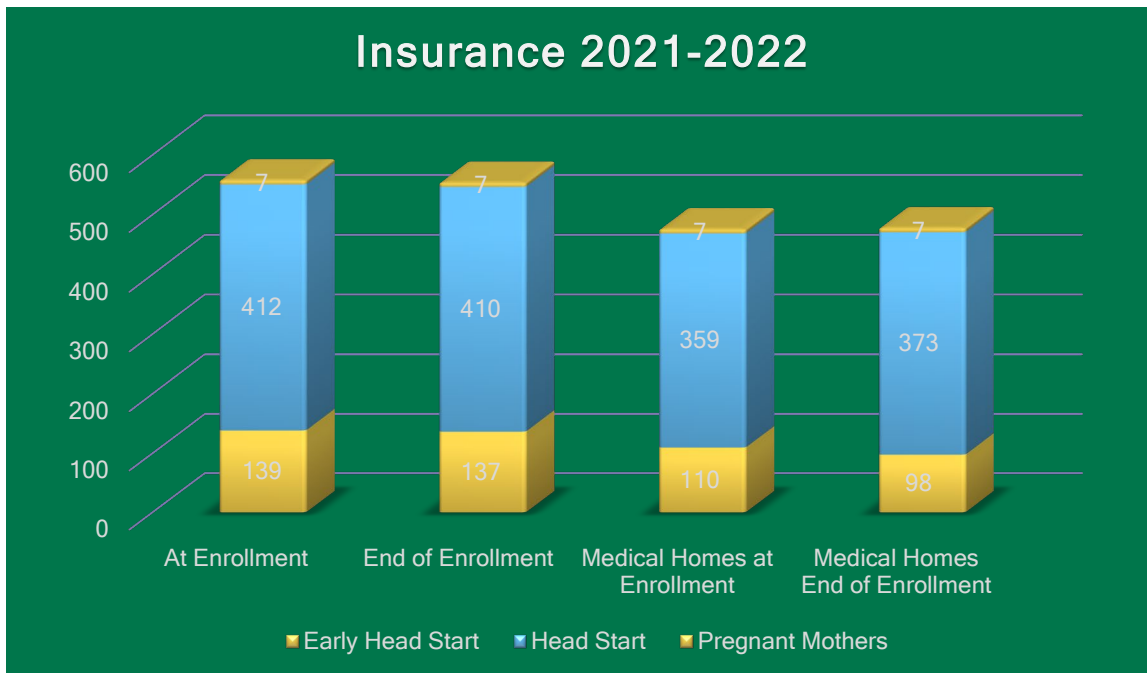


# CHILDREN ELIGIBLE FOR DENTAL AND MEDICAL EXAMINATION

### Percentage of Medical / Dental Exams



## Insurance 2021-2022

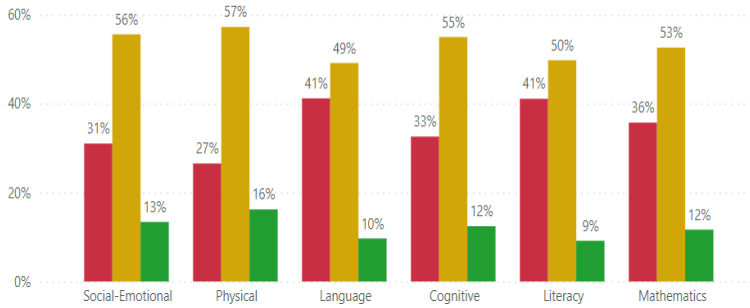




# CHILD OUTCOMES

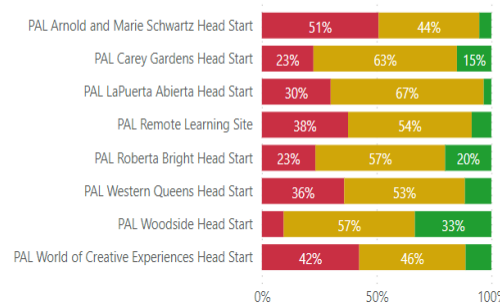
Assessment by Domain

Assessment ● Below ● Meeting ● Exceeding



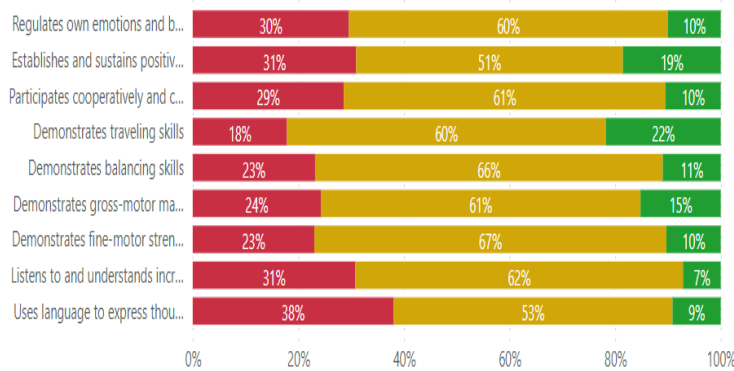
Assessment by Center

Assessment ● Below ● Meeting ● Exceeding

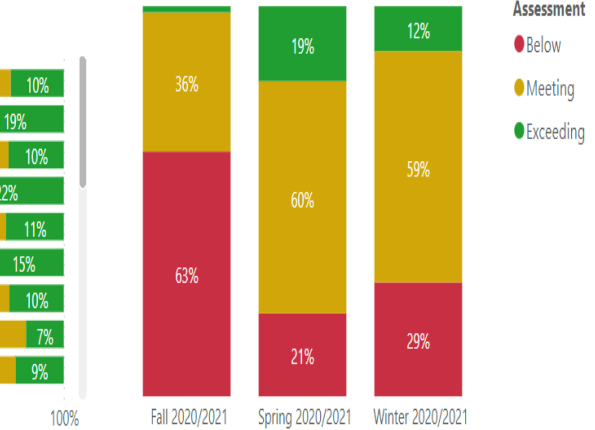


Assessment by Objective

Assessment ● Below ● Meeting ● Exceeding



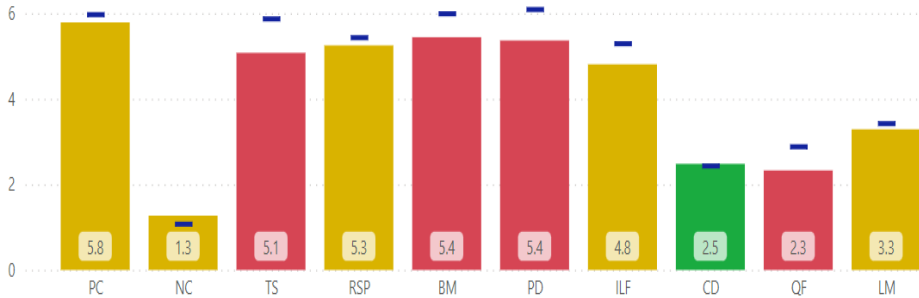
Assessment by Checkpoint Period



Last updated: 10/25/2022 05:30:27 (UTC)

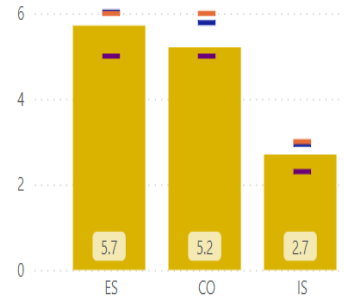
CLASS® Scores by Dimension

● Score — National Average



CLASS® Scores by Domain

● Score — National Average — Quality — Competitive



Domain Site	Emotional Support			Classroom Organization			Instructional Support			
	PC	NC	TS	RSP	BM	PD	ILF	CD	QF	LM
PAL Carey Gardens	6.25	1.00	5.75	6.50	6.75	6.50	6.50	2.00	2.50	3.25
PAL Woodside	6.00	1.33	5.00	4.83	5.00	5.67	5.17	2.67	2.67	2.83
Western Queens Nursery School	5.88	1.63	4.63	4.63	5.00	4.75	4.50	3.38	2.00	3.50
World Of Creative Experience	5.31	1.00	5.25	5.56	5.56	5.19	4.00	1.69	2.31	3.44
<b>Total</b>	<b>5.79</b>	<b>1.27</b>	<b>5.08</b>	<b>5.25</b>	<b>5.44</b>	<b>5.37</b>	<b>4.81</b>	<b>2.48</b>	<b>2.33</b>	<b>3.29</b>

## TRANSITION SERVICES

### *School Readiness and Kindergarten Readiness*



Our site specific and agency wide School Readiness Teams (SRT) met quarterly to establish School Readiness Goals in an effort to prepare all children for their next learning environment including our transitioning preschoolers to kindergarten. School Readiness goals and areas of concern by the SRT were developed from data from first quarter analysis for development in:

- Social emotional
- Language & Literacy
- Cognitive
- Mathematics

To enhance Kindergarten Readiness, the agency for the second year provided a 6 weekend/Saturdays Kindergarten Preparatory Summer program using kindergarten readiness assessments in language, literacy, and mathematics our four-year olds. These classes were taught by former PAL certified lead teachers who now teach kindergarten in DOE public schools.

The kindergarten teachers provided data from the kindergarten assessment and reported the following Areas of Strength and Areas showing need for improvement in letter recognition and letter sounds, language and cognition, mathematics, writing, and sight words.



**Areas of Strength:**

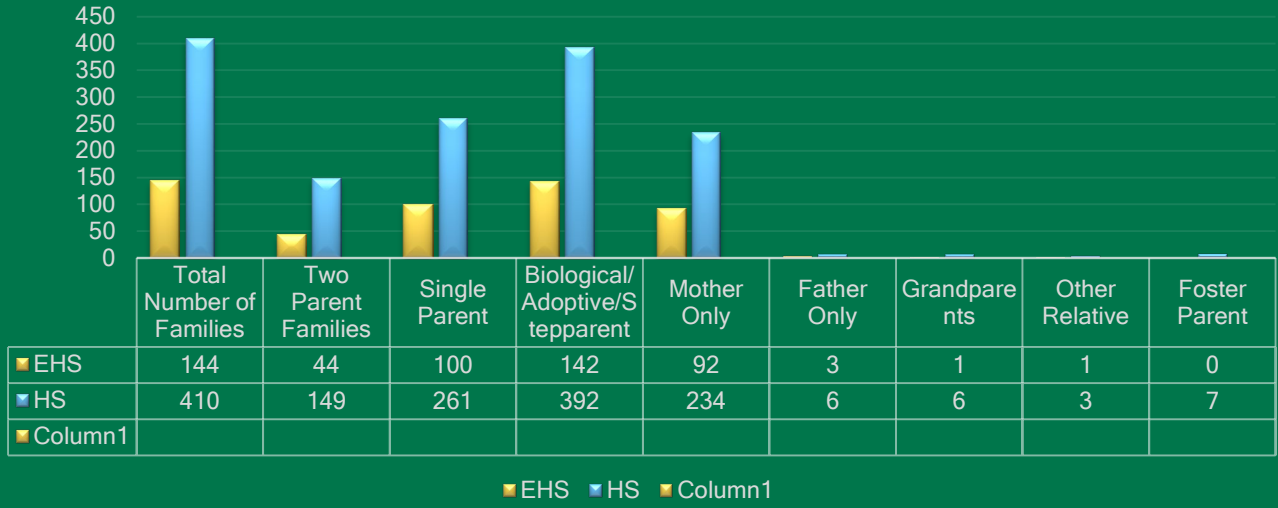
Letter Recognition	Letter Sounds	Language & Cognition	Mathematics	Writing	Sight Words
5 children recognized A-R	6 children can identify all the letter sounds	10 children verbally described their drawings	<u>Counting:</u> 7 children count from 1-10 9 children count from 1-20  <u>Number recognition:</u> 2 children randomly identify numbers 1-8;  14 children identify numbers 1-20 randomly	15 children able to write first and last names	6 children can write and identify at least 2 sight words
4 children recognized A-Z		4 children were able to answer open-ended questions.		4 children used invented spelling.	

**Areas for Growth:**

Letter Recognition	Letter Sounds	Language & Cognition	Mathematics	Writing	Sight Words
7 children need to identify S-Z	10 children need to work on letter sounds and 6 children need to work on sounds for x,y,l,g,h, & q	2 children showed difficulty orally expressing themselves	<u>Counting:</u> 5 children need to count from 11-20 and identify numbers 1-20	1 child needs to write first and last name	10 children need to work on identifying at least 2 sight words

# PARENT ENGAGEMENT

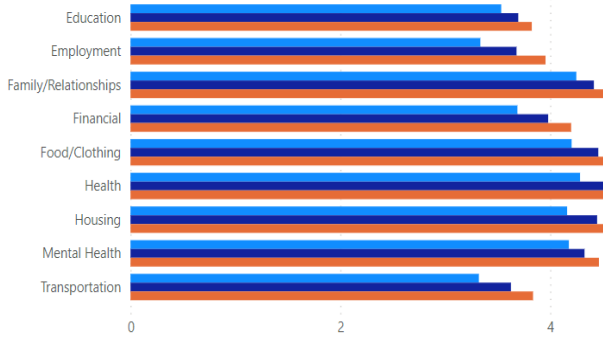
## Number of Family / Family Types HS/HS



## Services Received

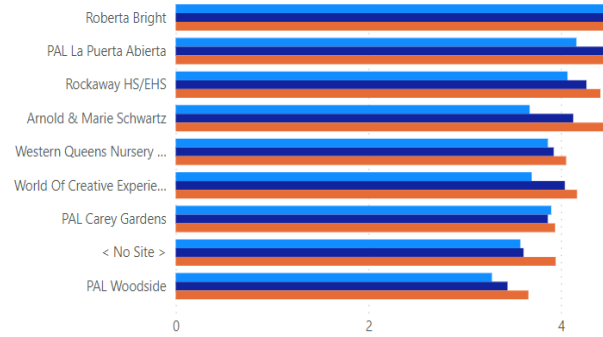
Family Outcomes by Category and Assessment

Assessment ● 1 ● 2 ● 3



Family Outcomes by Center and Assessment

Assessment ● 1 ● 2 ● 3



Center	Education	Employment	Family/Relationships	Financial	Food/Clothing	Health	Housing	Mental Health	Transportation	Total
< No Site >	3.00	3.11	3.89	3.22	4.11	4.33	4.56	4.11	2.67	3.67
Arnold & Marie Schwartz	3.56	3.88	4.27	3.93	4.42	4.33	4.33	4.05	4.01	4.09
PAL Carey Gardens	3.38	3.62	4.04	3.80	4.10	3.95	4.44	3.95	3.82	3.90
PAL La Puerta Abierta	3.85	4.02	4.64	4.38	4.53	4.62	4.57	4.53	4.72	4.43
PAL Woodside	2.93	2.81	4.00	3.17	3.96	4.42	3.70	4.06	2.04	3.45
Roberta Bright	4.22	4.27	4.98	4.55	4.60	4.97	4.83	4.91	4.40	4.64
Rockaway HS/EHS	4.07	3.65	4.61	4.05	4.57	4.66	4.26	4.33	3.94	4.24
Western Queens Nursery School	3.51	3.43	4.09	3.55	4.49	4.40	4.62	4.15	3.26	3.95
<b>Total</b>	<b>3.67</b>	<b>3.63</b>	<b>4.41</b>	<b>3.94</b>	<b>4.43</b>	<b>4.49</b>	<b>4.38</b>	<b>4.31</b>	<b>3.57</b>	<b>4.09</b>



### Additional Family Engagement Opportunities

During the program year families presented with strengths and challenges and were supported by staff who met them where they were providing family-centered strengths-based supports that were evident throughout our school community and in the gains that families made.

The above diagram indicates the areas of needs and the family outcomes based on a 1-5point rating scale. (1=greatest need, 5=thriving).

Families participated in various committees, monthly meetings and training opportunities throughout the year.



<b>September</b> Pedestrian Safety, Orientation, COVID- Testing, Dad take your Child to School Day
<b>October</b> Breast Cancer Awareness, Family Literacy
<b>November</b> Family Literacy, Class Committee Meetings, Meet the Author (BPL Melanie Hope Greenberg)
<b>December</b> Importance of the Flu Shot, Early Intervention, Site Committee Meeting / Classroom Committee Meeting, Food Nutrition and Demo Workshop
<b>January</b> Nutrition Workshop (Cornell Cooperative), Mental Health Workshop, Cooking Demo
<b>February</b> Family Bonding Workshop, Parent Survey, Kindergarten Registration (3 Sessions), Diversity and Inclusion, Curriculum Day, Weekly Lending Library, Managing Anxiety/Parenting Skills Workshop
<b>March</b> Pedestrian Safety, Early Intervention Workshop, Resetting Finances, Kindergarten Registration / Recruitment
<b>April</b> Social / Emotional Learning, Early Intervention & Committee on Preschool Special Education Process, Trauma & ACE's, Oral Health Day
<b>May</b> Fidelis Insurance, Women's Health, ReadyRosie Exploration, Mother's Day Celebration
<b>June</b> Baby Shower Safety, ReadyRosie, Kindergarten Prep, Father's Day Celebration
<b>July</b> ReadyRosie Day, Mental Wellness, Curriculum Day
<b>August</b> Health Fair
<b>Monthly Offerings</b> Policy Council, Health Services Advisory Committee, School Readiness Committees, Site/Classroom Committee meeting



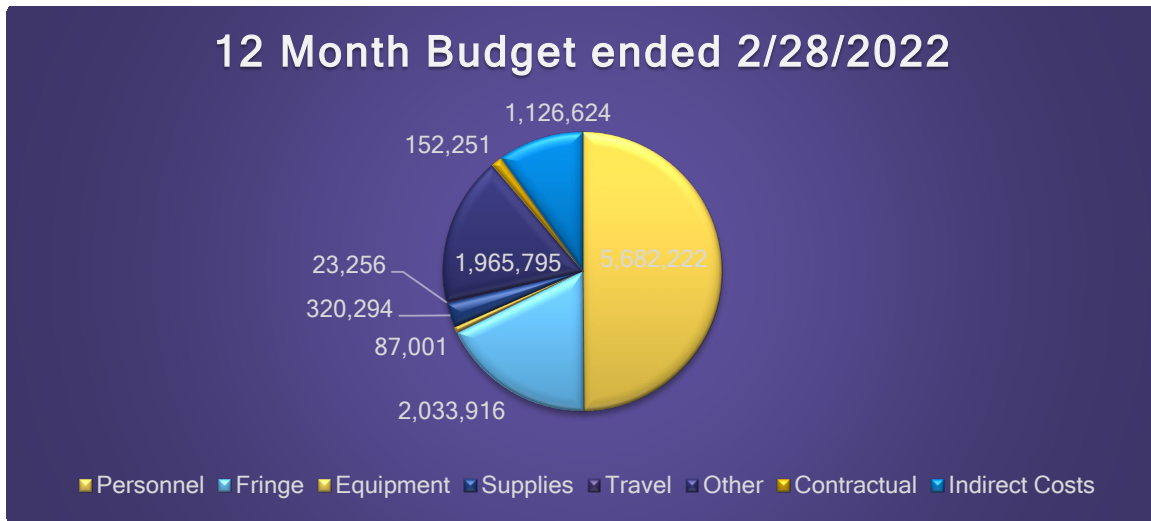
# FISCAL REPORT

## YEAR 2021-2022



Total \$11,391,359

Below is an overview of the twelve-month budget ended February 28, 2022.







## Notice of Federal Interest

**Police Athletic League Inc.**

**Rockaway Head Start/Early Head Start**

**216 Beach 87th Beach 87th Street, NY 11693**

The above location is a federal interest property with an appraised valuation of \$9,000,000.00 submitted in accordance with 45CFR§75.343. Federal interest applies to property that has been purchased, constructed or has undergone major capital improvements paid with funds from the Office of Head Start. The above property has been transferred from the Administration for Children's Services and accepted by DHHS/ACF/OHS as recorded on the SF 429A Real Property Status report.

**And**

**La Puerta Abierta Head Start/Early Head Start**

**2864 Est 21st Street, Brooklyn, NY 11224**

The above location is a federal interest property with an appraised valuation of \$3,330,000.00 submitted in accordance with 45CFR§75.343. Federal interest applies to property that has been purchased, constructed or has undergone major capital improvements paid with funds from the Office of Head Start. The above property has been transferred from the Administration for Children's Services and accepted by DHHS/ACF/OHS as recorded on the SF 429A Real Property Status report.